



Messy Remembrance

By Tracey Fitzsimmons

Remembrance Day (or Poppy Day) can be challenging to think about, but the concept of thankfulness can be an easier one to understand. Being thankful feels especially significant this year; we can be thankful to God and to those who help us, protect us and keep us safe. On Poppy Day, we can especially remember those who helped us, and still help us, in times of war and conflict.

Activity time

If you can't get exactly these materials, just see what you can find around the house instead!

Pick and mix the activities which work best for you at home. Enjoy!

1 Remembering: Kim's Game



You will need: a tray with different items from around your house; a tea towel

Have a look at the items on your tray for a moment and try to memorise them. Cover them up with a tea towel, remove one item and let everyone guess which item has been removed.


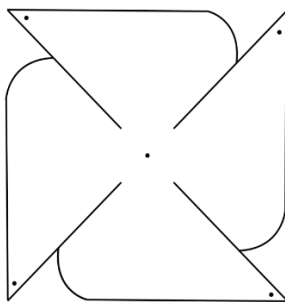
Talk about how easy you find it to remember things. Is it easy to remember special days? What helps us to remember special days in the year?

2 Pinwheel poppies



You will need: squares of red paper (or paper you have coloured red); scissors; paper fasteners; a black sharpie pen; a holepunch

Cut your square of paper into the rough shape shown below. (We just folded the square in half diagonally, cut slits down the folds and shaped the edges.) Use the hole punch to make holes on the four corner dots, and make a hole in the centre by pushing your paper fastener through. Curl each pointed end to the centre and put the paper fastener through all the holes. Colour the paper fastener black to look like the poppy seeds. Make a second square and add it to the original poppy if you want a fuller poppy shape.



Talk about (see below)

3 Cupcake case poppy



You will need: red cupcake cases (or ones you have coloured red); black pens

Push down the edges of your cupcake case and write/draw thankful prayers around the edges of the poppy. Dot the centre of your poppy with lots of black dots to represent the seeds in the centre.

Talk about (see below)

4 Poppy wreath



You will need: a cut-up old cereal box or card; pencils; a large plate and a side plate; scissors; green paint, colouring pencils or felt-tip pens; the poppies you have made or poppy images printed off the internet; sticky tape; green felt or card; glue; ribbon/string

On the card, draw around a large plate. Inside that circle, draw around a side plate. Carefully cut around the circles to make a wreath shape. Paint or colour it green. Decorate it with poppies – you could use your pinwheel poppies, cupcake case poppies or some poppy pictures from the internet. Cut some leaf shapes out to create your wreath and stick them on. Attach a piece of string or ribbon to hang it up with.

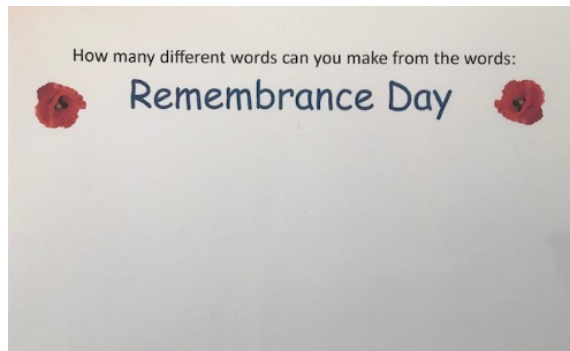
Talk about how we can remember to be thankful to people who gave their lives so we can be free today. (See below also.)

Other things to talk about as you do your poppy crafts

Poppies are the special flowers worn around Remembrance (or Poppy) Day. Do you remember seeing people wearing poppies? Do you know why? Do you know what the different parts of the poppy can symbolise?

- Poppies are the symbol of a charity that still cares for those who were bereaved or injured in wars.
- Red petals – a reminder of the blood that was, and is, spilled in wars. We can be thankful for those who sacrificed their lives, served and continue to help us in our armed services.
- Seeds – at the centre of your poppy. These seeds hold the hope of new life, which is something we can be thankful for.
- Flower – the poppies that grew on the battlefields were a sign of new life and hope for the future.
- Leaf – set at 11:00 position to remind us of the 11th hour of the 11th day of the 11th month, when the armistice was signed. This is the day and the time we especially remember those who have died.

5 Word challenge



You will need: printed copies of the page at the end of this PDF (or recreate it yourself); pens

How many different words can you make out of the words: 'Remembrance Day'? Why not call or send a message to the people you are thankful for? Or make a card to let them know you are thinking of them.

Talk about who you are thankful for.

6 Touchable bubble prayers

You will need: touchable bubbles (you can buy online, such as from [Baker Ross](#))

Blow some bubbles. Watch the bubbles float about. Catch a bubble on your finger. For every bubble you catch, think of someone or something you are thankful for and, as the bubble pops, remember that God is always with them. That is something to be incredibly thankful for, all the time.

Talk about who or what you are praying for.

Celebration

You may want to explore some of the following Bible verses that talk about giving thanks:

- [1 Thessalonians 5:16-18](#) ('Give thanks in all circumstances...')
- [John 15:13](#) ('Greater love has no one than this: to lay down one's life for one's friends')
- [Philippians 1:3-11](#) ('I thank my God every time I remember you...')
- [Matthew 28:20](#) (Jesus says, 'Surely I am with you always...')
- [Philippians 4:6](#) ('Be anxious for nothing...')
- [1 Chronicles 16:34](#) ('Give thanks to the Lord, for he is good; his love ensures forever')

Songs

Enjoy these songs together:

- 'May you find peace' (Fischy Music)
- 'Thankful' (Roar VBS)
- 'Our God is a great, big God' (Vineyard)

Messy Remembrance prayer

Make a heart shape with fingers and thumbs.

Thank you, God, that you love us. Thank you for the people who help us and people who have made sacrifices in wartime and conflicts to bring us hope and a brighter tomorrow.

Make a cross shape with your arms.

Thank you, God, that Jesus gave his life for us. Thank you for the amazing love you have towards everyone.

Make a circle shape with your arms raised above your head.

Thank you for people in our wonderful world who help us. Be with those struggling now with war and fighting. Remind us to love each other and to always be thankful for those who help us.

In Jesus' name. Amen

You could say [Lord's Prayer](#) and the [Messy Grace](#).

Mealtime

During World War I, women from The Salvation Army went out to help soldiers who were fighting by making sure they had enough food to eat. Some of the soldiers called the women 'doughnut girls'. The 'doughnut girls/lassies' gave the soldiers mugs of tea, homemade doughnuts, meals and a smile to help keep up their spirits.



Why not have a meal reminiscent of war times – maybe corned beef hash or stew. Or enjoy some doughnuts and remember the Messy Church family you are thankful for.

How many different words can you make from the words:



Remembrance Day

